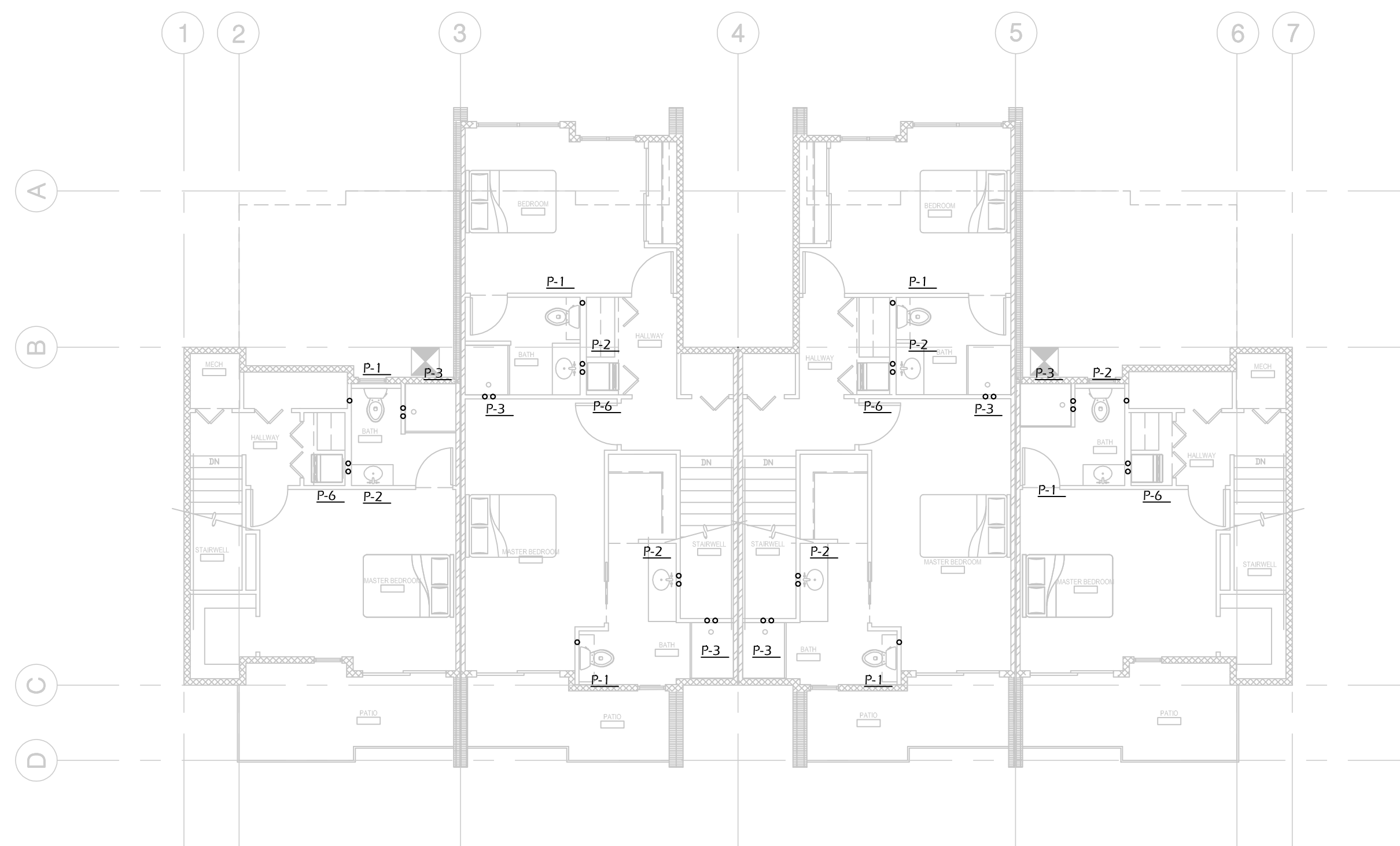
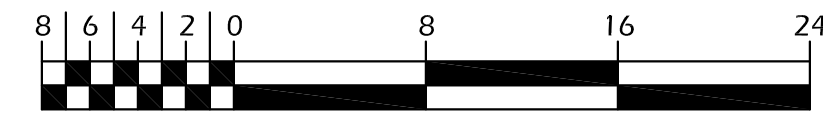


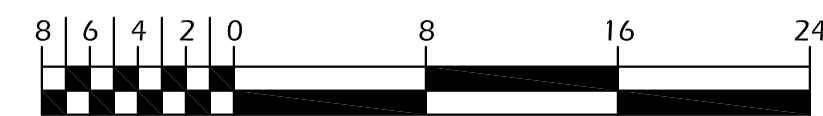
D3 PLUMBING PLAN - FIRST FLOOR

SCALE: 1/8" = 1'-0"



A3 PLUMBING PLAN - SECOND FLOOR

SCALE: 1/8" = 1'-0"



GENERAL NOTES

- COORDINATE EXACT LOCATION OF DIFFUSERS & GRILLES WITH REFLECTED CEILING & LIGHTING LAYOUTS.
- COORDINATE HVAC EQUIPMENT WITH ALL OTHER TRADES AS REQUIRED.
- ALL DUCT DIMENSIONS SHOWN ARE INTERIOR DIMENSIONS.
- SEAL ALL MECHANICAL PENETRATIONS THROUGH FIRE RATED ASSEMBLIES WITH U.L. APPROVED FIRE RATED SYSTEM.
- ROUND DUCT OR RECTANGULAR DUCT MAY BE SUBSTITUTED FOR DUCT SIZES SHOWN ON PLANS PROVIDED EQUIVALENT AIR PRESSURE DROPS ARE MAINTAINED.
- COORDINATE ALL DUCTWORK PENETRATIONS THROUGH STRUCTURAL BEAMS WITH STRUCTURAL PLANS AND DETAILS PRIOR TO ANY PENETRATIONS BEING MADE.
- KITCHEN HOODS TO BE RE-CIRCULATING WITH CHARCOAL FILTER.
- ALL INDIVIDUAL CONDENSATE FROM FURNACES UNITS TO BE 3/4" AND RAN INTO FLOOR DRAIN.


KEY NOTES

- WATER METER FOR TENANT SPACE. VERIFY FINAL LOCATION WITH CIVIL PLANS AND UTILITIES.
- COORDINATE WITH SITE UTILITIES.
- PROVIDE FULL SIZE SHUT OFF VALVE IN RISE WITH ACCESS PANEL.



1529 Columbia Park Trail
Suite B312
Richland, WA 99352
p: 208.850.7180

NEW DEVELOPMENT
THE 27 ELM
A HUNTER RENAISSANCE DEVELOPMENT
REDMOND OREGON



PLUMBING PLAN

Sheet Title

AS NOTED

Scale

1602

Project Number


NOVEMBER 8, 2016

Date

M400 - PLUMBING PLANDWG

File Name

Revisions



M4.00